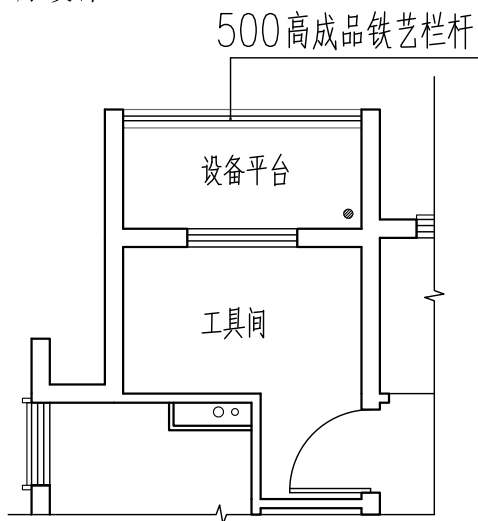


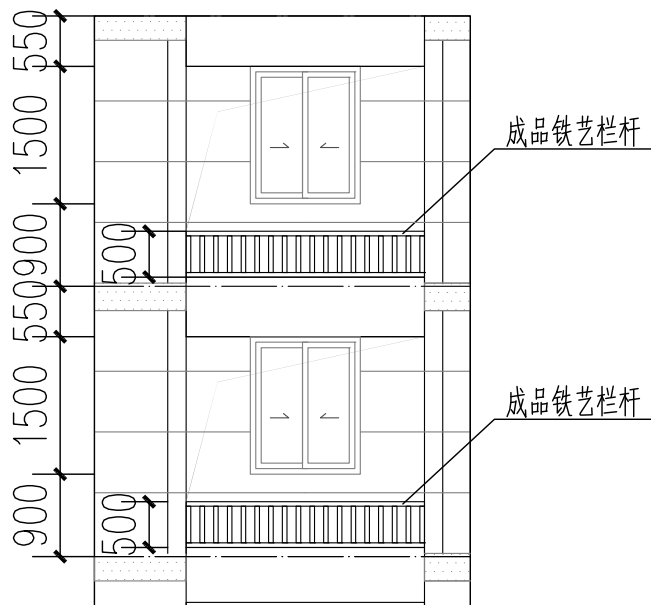
变更内容:

- 1、根据立面统一原则,和增强防攀爬性能,1#2#4#7#5#8#10#11#12#13#原北侧设备平台设计为铁艺栏杆,现更改为玻璃栏板及装饰线条。

原设计:

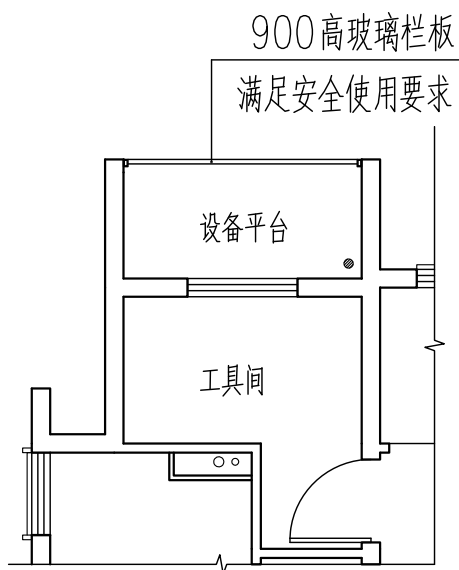


平面图

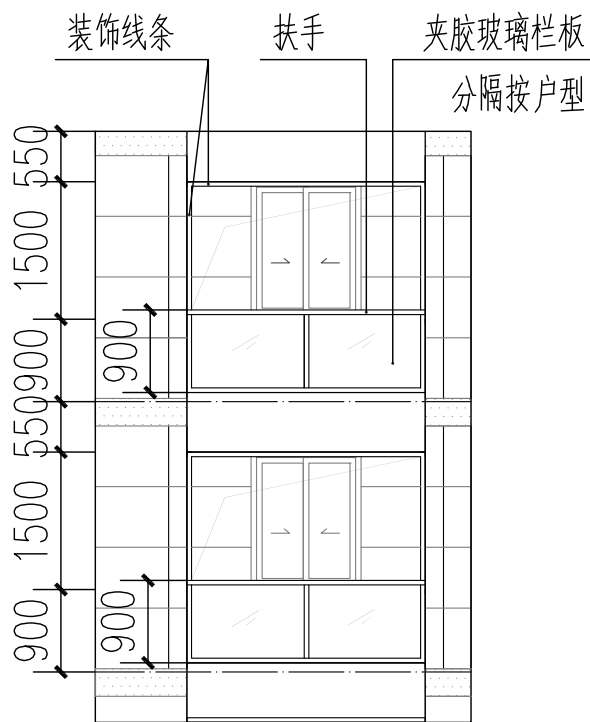


立面图

现变更为:



平面图



立面图

以下空白

|  |  |                               |  |                         |  |          |  |
|--|--|-------------------------------|--|-------------------------|--|----------|--|
| 业主名称<br>CLIENT   |  | 南通长轮房屋开发有限公司                  |  | 批准、审定/日期<br>APPROVED BY |  | 陈晓波      |  |
| 项目名称<br>PROJECT  |  | 南通R12048地块 1#2#4#7#5#8#10~13# |  | 设计编号<br>JOB No.         |  | 20175012 |  |
|  南通勘察设计有限公司<br>NANTONG PROSPECT DESIGN CO., LTD.<br>设计证书编号 A132018466 (甲级)<br>DESIGN CERTIFICATE No. A132018466 (CLASS A) |  | 项目负责人<br>PROJECT DIRECTOR     |  | 马玉英                     |  |          |  |
|  |  | 专业负责人<br>DISCIPLINE DIRECTOR  |  | 袁建刚                     |  |          |  |
| 图名<br>DRAWING TITLE  |  | 施工图变更                         |  | 审核<br>AUDITED BY        |  | 张宏达      |  |
| 专业<br>DISCIPLINE   |  | 建筑                            |  | 阶段<br>STATUS            |  | 施工图      |  |
| 图号<br>DRAWING No.  |  | 邱和                            |  | 设计<br>DESIGNED BY       |  | 邱和       |  |